



ROBO
EN LA
NOCHE

Ch 1-7 Running Dictation



ROBO EN LA NOCHE

ROBO
EN LA
NOCHE

Por Kristy Placido

Running Dictation Activity

Robo en la noche Chapters 1-7

All Fluency Matters materials are protected by U.S. Copyright Law. No portion of any book, unless represented as *reproducible*, may be reproduced or used in any manner without the express written consent from Fluency Matters. Unlawful duplication of materials and file sharing, including photo-copying, scanning, uploading to a server, disseminating materials via email, or posting on the internet, regardless if a site is password-protected, is strictly prohibited and punishable by law. Thank you for honoring our teacher-authors and respecting copyright.

This activity was created by Kristy Placido (kplacido.com) with permission from Fluency Matters and is being provided free of charge for the readers of our blog. You may reproduce this for your personal classroom use, and you may share the link to the activity on our blog. You may not share the file. Please only share the LINK. If you have any questions, please contact us and we will be happy to assist you!

Instructions for the teacher

Robo en la noche Ch 1-7 **Running Dictation**

The following 2 slides contains instructions for you to project for your class.

The other slides are posters for you to print.

Divide students into groups of 3 (or 4 if you have to for a couple of groups).

Each group has ONE secretary who writes everything and doesn't move. The others are runners who will go look at the various posters and return to tell the sentence to the secretary. Only one student should be running at a time. Place posters in the hallway if possible.

Once a group thinks they have all sentences correct, they may raise their hands for the teacher to check their answers.

You might also require groups to put the sentences in chronological order. (Use the 2nd of the 2 "directions slides" in that case.)



Robo en la noche **Running Dictation**


1. Each team selects a secretary who will remain in class.
2. The other team members will take turns going to look at the sentences posted in the hallway.
3. Runners may look at the posted sentences as many times as they like, but only one runner may be out of the room at a time!
4. Make sure everything is spelled correctly! Including accent marks!
5. Call the teacher to check your work when you think you have everything correct!



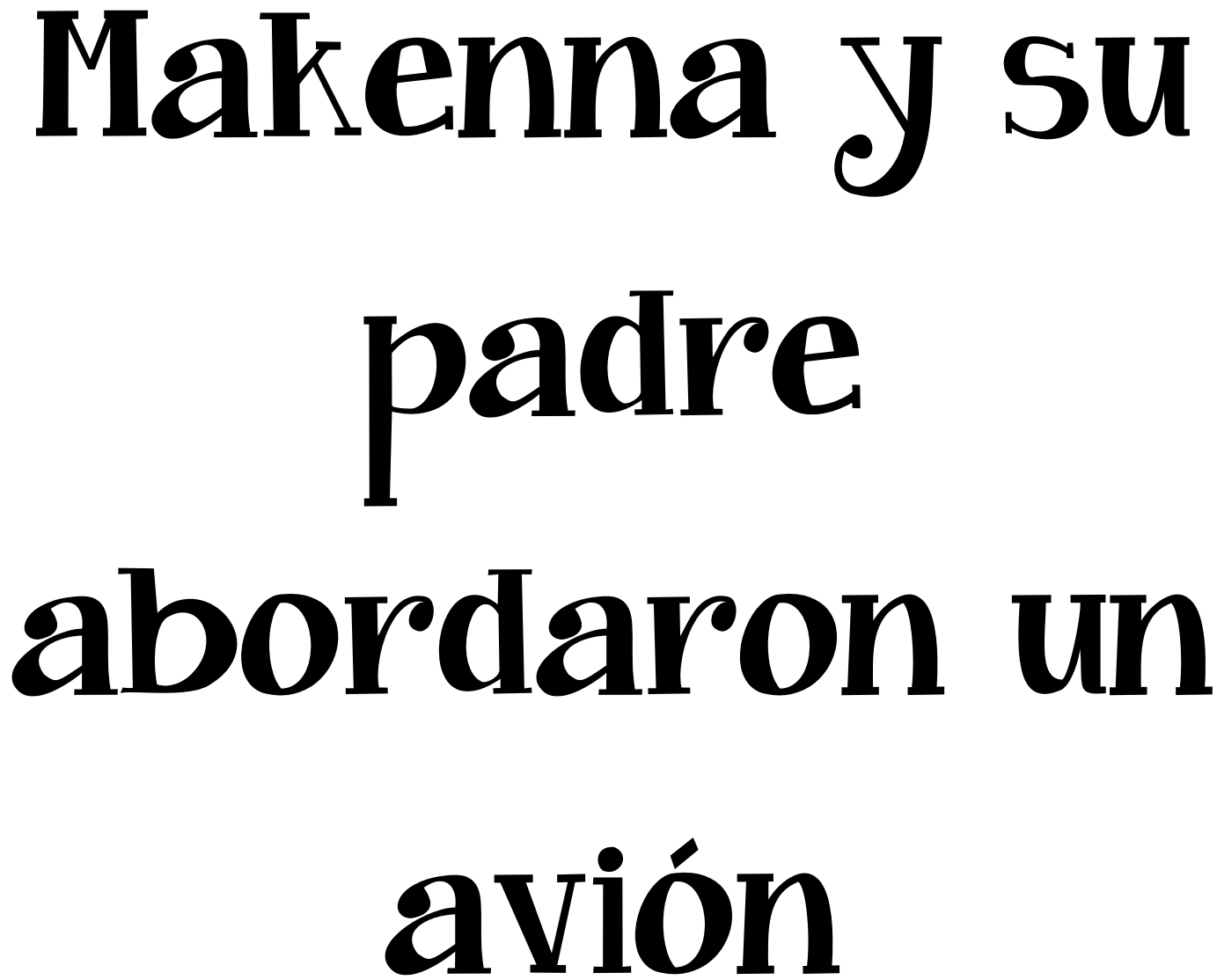
Robo en la noche **Running Dictation**



1. Each team selects a secretary who will remain in class.
2. The other team members will take turns going to look at the sentences posted in the hallway.
3. Runners may look at the posted sentences as many times as they like, but only one runner may be out of the room at a time!
4. Make sure everything is spelled correctly! Including accent marks!
5. Put all of the events in order of when they ACTUALLY happened (not when the book first mentioned them necessarily).
6. When you think you have all sentences correct and in order, call the teacher over to check!



El padre de
Inés se
murio



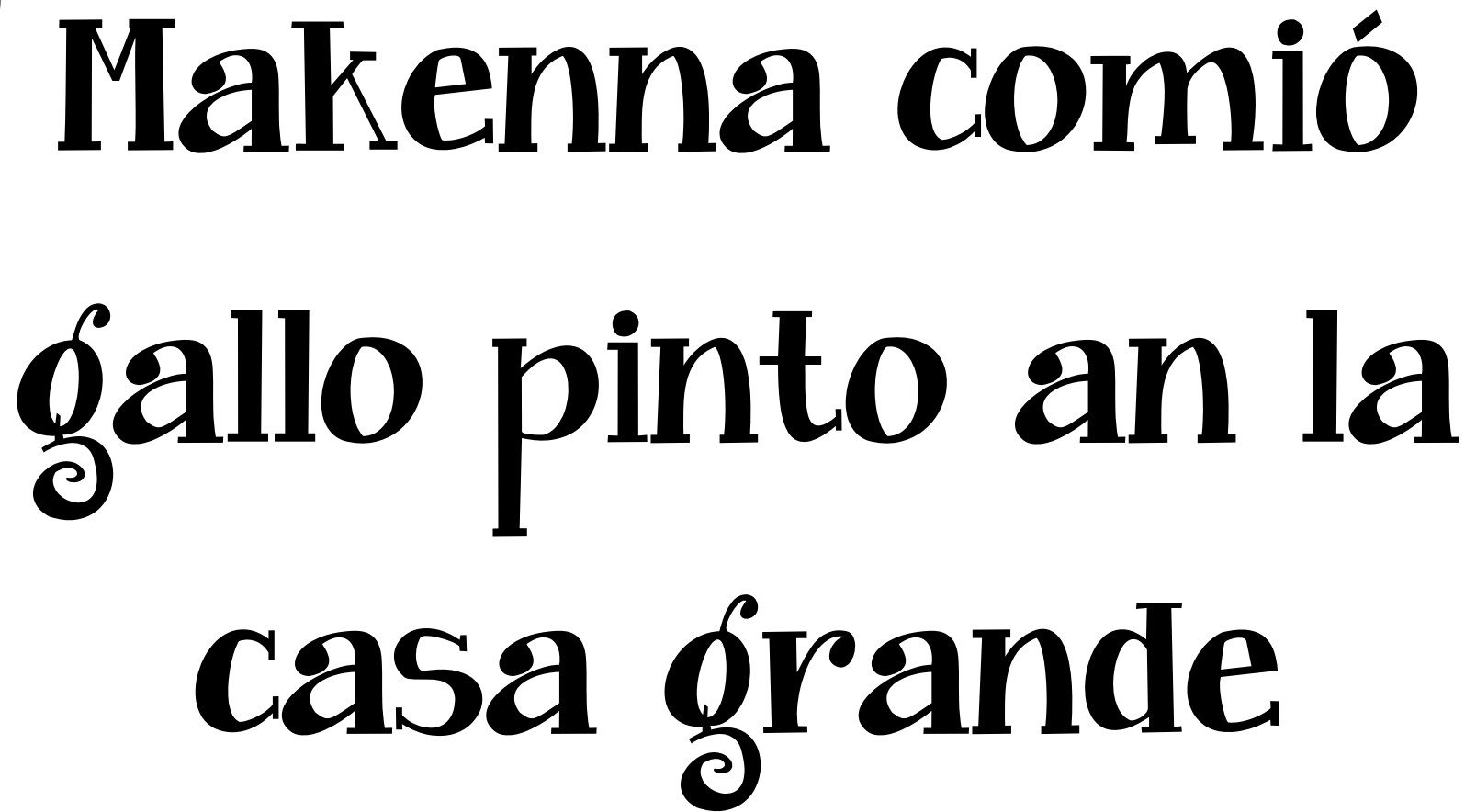
Makenna y su
padre
abordaron un
avión



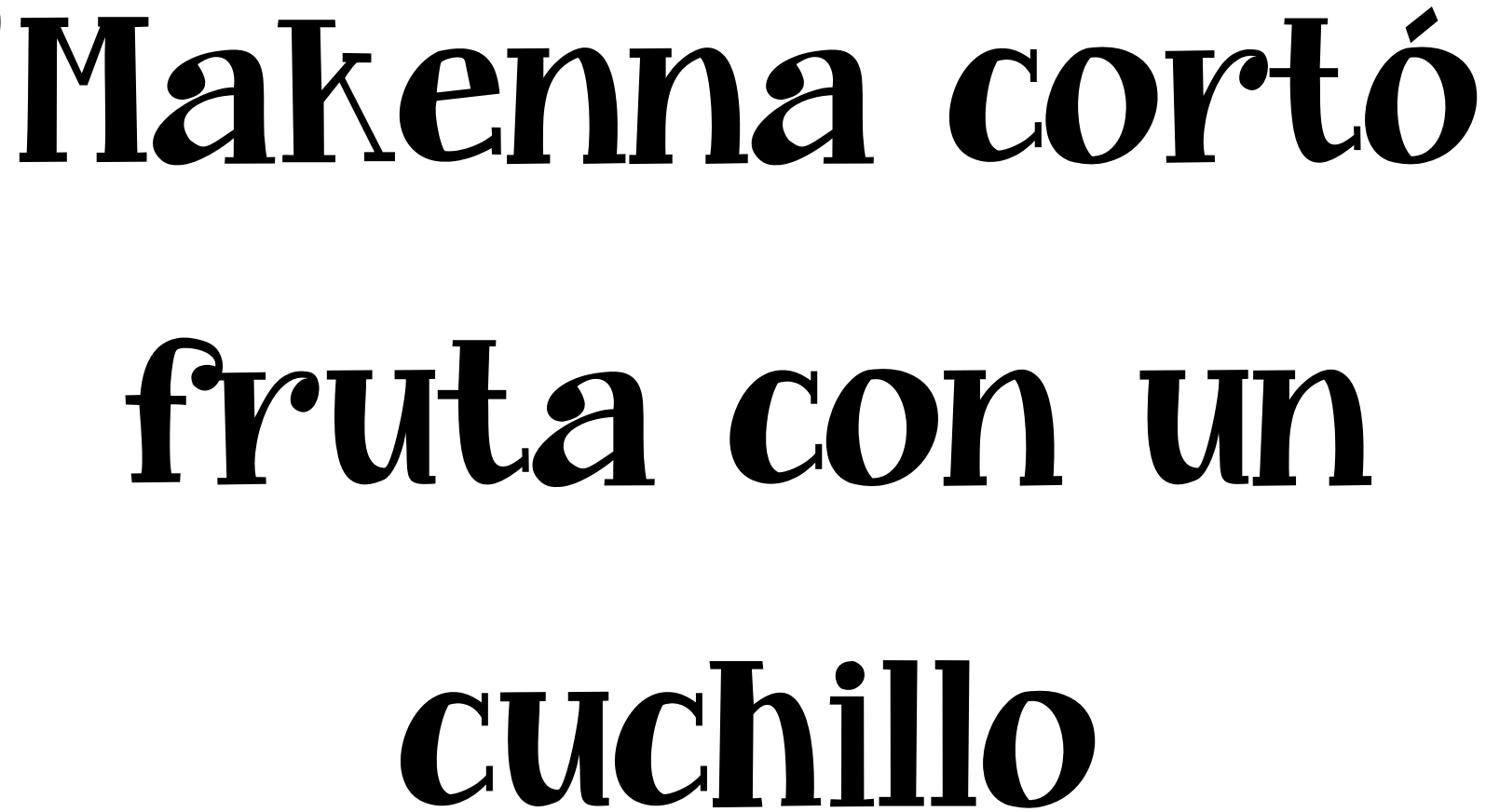
Makenna

llegó a San

José



Makenna comió
gallo pinto an la
casa grande



**Makenna cortó
fruta con un
cuchillo**



Makenna vio

una ventana

rota



Makenna

puso a Mimi

en una toalla